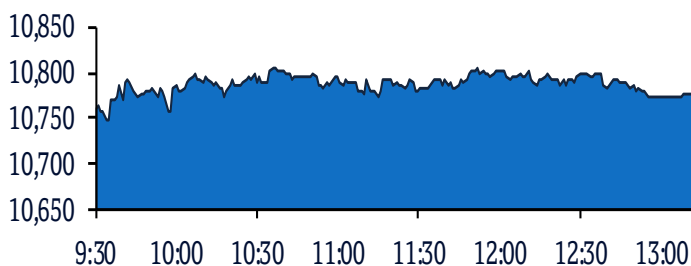


QSE Intra-Day Movement



Qatar Commentary

The QE Index rose 0.8% to close at 10,777.7. Gains were led by the Banks & Financial Services and Industrials indices, gaining 1.1% and 0.7%, respectively. Top gainers were Ahli Bank and Qatar Cinema & Film Distribution, rising 6.0% and 3.8%, respectively. Among the top losers, Aljarah Holding fell 2.3%, while Doha Insurance Group was down 1.8%.

GCC Commentary

Saudi Arabia: The TASI Index gained 0.8% to close at 10,876.4. Gains were led by the Media and Entertainment and Utilities indices, rising 9.2% and 4.5%, respectively. Saudi Research & Media Group rose 10.0%, while Ash-Sharqiyah Development Co. was up 7.4%.

Dubai: The DFM Index gained 1.1% to close at 2,774.2. The Banks and Telecommunication indices rose 1.5% each. Emirates Refreshments Co. rose 14.9%, while Ithmaar Holding was up 9.6%.

Abu Dhabi: The ADX General Index gained 0.6% to close at 7,105.8. The Investment & Financial Services index rose 1.0%, while the Energy index gained 0.8%. Reem Investments rose 15.0%, while AL Qudra Holding was up 14.8%.

Kuwait: The Kuwait All Share Index gained 1.0% to close at 6,458.7. The Energy index rose 2.2%, while the Consumer Staples index gained 1.9%. Umm Al Qaiwain General Invest. rose 10.6%, while Energy House Holding Co. was up 10.0%.

Oman: The MSM 30 Index fell 0.6% to close at 4,051.1. Losses were led by the Industrial and Services indices, falling 1.1% and 0.7%, respectively. National Aluminum Products Co. declined 9.4%, while Oman & Emirates Investment Holding Co. was down 5.5%.

Bahrain: The BHB Index gained 0.5% to close at 1,586.2. The Communications Services index rose 1.2%, while the Consumer Staples index gained 0.8%. Ithmaar Holding. rose 8.3%, while Trafco Group was up 5.8%

QSE Top Gainers	Close*	1D%	Vol. '000	YTD%
Ahli Bank	3.89	6.0	0.9	12.7
Qatar Cinema & Film Distribution	3.99	3.8	1.5	0.0
Qatar Electricity & Water Co.	17.22	3.1	640.9	(3.5)
Qatari German Co for Med. Dev.	2.83	2.9	3,971.2	26.5
QLM Life & Medical Insurance Co	5.00	1.8	210.4	58.7

QSE Top Volume Trades	Close*	1D%	Vol. '000	YTD%
Salam International Inv. Ltd.	0.92	0.9	13,202.9	41.3
Investment Holding Group	1.08	(0.1)	6,315.2	79.6
Qatari German Co for Med. Dev.	2.83	2.9	3,971.2	26.5
Qatar Gas Transport Company Ltd	3.04	0.8	3,728.0	(4.6)
Aljarah Holding	1.12	(2.3)	3,573.4	(10.1)

Regional Indices	Close	1D%	WTD%	MTD%	YTD%	Exch. Val. Traded (\$ mn)	Exchange Mkt. Cap. (\$ mn)	P/E**	P/B**	Dividend Yield
Qatar*	10,777.66	0.8	0.0	0.4	3.3	50.90	168,067.3	17.5	1.6	2.7
Dubai	2,774.23	1.1	0.6	(1.3)	11.3	17.44	104,577.4	21.1	1.0	2.9
Abu Dhabi	7,105.76	0.6	1.2	4.0	40.8	294.52	270,913.2	24.0	2.0	3.4
Saudi Arabia	10,876.36	0.8	1.7	(1.0)	25.2	2,120.30	2,574,518.3	35.6	2.4	2.2
Kuwait	6,458.68	1.0	1.4	1.1	16.5	183.73	121,632.5	38.9	1.6	1.9
Oman	4,051.09	(0.6)	(1.4)	(0.3)	10.7	4.80	18,665.2	12.4	0.8	3.8
Bahrain	1,586.15	0.5	0.9	(0.1)	6.5	9.03	119,883.1	13.2	0.8	3.5

Source: Bloomberg, Qatar Stock Exchange, Tadawul, Muscat Securities Market and Dubai Financial Market (** TTM; * Value traded (\$ mn) do not include special trades, if any)

Market Indicators	25 Jul 21	15 Jul 21	%Chg.
Value Traded (QR mn)	188.3	263.7	(28.6)
Exch. Market Cap. (QR mn)	623,626.4	618,792.9	0.8
Volume (mn)	64.6	86.7	(25.5)
Number of Transactions	5,911	6,432	(8.1)
Companies Traded	48	46	4.3
Market Breadth	31:16	16:26	-

Market Indices	Close	1D%	WTD%	YTD%	TTM P/E
Total Return	21,335.02	0.8	0.0	6.3	17.5
All Share Index	3,418.38	0.8	0.2	6.8	18.2
Banks	4,519.14	1.1	0.7	6.4	15.2
Industrials	3,593.24	0.7	0.1	16.0	27.2
Transportation	3,386.51	(0.1)	(2.9)	2.7	18.9
Real Estate	1,791.61	0.3	(0.4)	(7.1)	17.0
Insurance	2,627.61	0.6	0.1	9.7	23.3
Telecoms	1,070.43	0.3	(1.3)	5.9	27.3
Consumer	8,096.88	0.2	0.3	(0.6)	24.0
Al Rayan Islamic Index	4,542.55	0.6	0.2	6.4	18.9

GCC Top Gainers##	Exchange	Close#	1D%	Vol. '000	YTD%
Saudi Electricity Co.	Saudi Arabia	26.20	5.2	4,293.6	23.0
Saudi Arabian Mining Co.	Saudi Arabia	67.50	5.1	1,486.5	66.7
Sahara Int. Petrochemical	Saudi Arabia	33.20	5.1	5,111.3	91.7
Mouwasat Medical Serv.	Saudi Arabia	179.40	3.7	112.4	30.0
Alpha Dhabi Holding	Abu Dhabi	25.50	3.6	8,357.8	70.0

GCC Top Losers##	Exchange	Close#	1D%	Vol. '000	YTD%
Saudi National Bank	Saudi Arabia	54.00	(2.7)	7,988.5	24.6
Ooredoo Oman	Oman	0.40	(2.0)	502.3	1.5
Ahli Bank	Oman	0.11	(1.8)	20.0	(15.0)
Banque Saudi Fransi	Saudi Arabia	36.50	(1.4)	415.7	15.5
Ominvest	Oman	0.31	(1.3)	55.7	(7.1)

Source: Bloomberg (# in Local Currency) (## GCC Top gainers/losers derived from the S&P GCC Composite Large Mid Cap Index)

QSE Top Losers	Close*	1D%	Vol. '000	YTD%
Aljarah Holding	1.12	(2.3)	3,573.4	(10.1)
Doha Insurance Group	1.93	(1.8)	59.2	38.3
Qatar First Bank	1.80	(1.6)	1,128.0	4.8
Qatar Navigation	7.39	(1.5)	1,308.3	4.1
Mazaya Qatar Real Estate Dev.	1.08	(1.0)	2,980.5	(14.2)

QSE Top Value Trades	Close*	1D%	Val. '000	YTD%
Zad Holding Company	15.67	0.9	24,554.4	15.6
QNB Group	18.00	1.1	15,518.8	1.0
Salam International Inv. Ltd.	0.92	0.9	12,221.4	41.3
Qatar Gas Transport Company	3.04	0.8	11,317.3	(4.6)
Qatari German Co for Med. Dev.	2.83	2.9	11,174.7	26.5

Source: Bloomberg (* in QR)

Qatar Market Commentary

- The QE Index rose 0.8% to close at 10,777.7. The Banks & Financial Services and Industrials indices led the gains. The index rose on the back of buying support from GCC, Arab and foreign shareholders despite selling pressure from Qatari shareholders.
- Ahli Bank and Qatar Cinema & Film Distribution were the top gainers, rising 6.0% and 3.8%, respectively. Among the top losers, Aljjarah Holding fell 2.3%, while Doha Insurance Group was down 1.8%.
- Volume of shares traded on Sunday fell by 25.5% to 64.6mn from 86.7mn on Thursday. Further, as compared to the 30-day moving average of 137.3mn, volume for the day was 53.0% lower. Salam International Inv. Ltd. and Investment Holding Group were the most active stocks, contributing 20.4% and 9.8% to the total volume, respectively.

Overall Activity	Buy %*	Sell %*	Net (QR)
Qatari Individuals	46.32%	55.82%	(17,884,163.4)
Qatari Institutions	9.60%	13.51%	(7,375,555.1)
Qatari	55.91%	69.33%	(25,259,718.5)
GCC Individuals	0.60%	0.65%	(91,860.4)
GCC Institutions	4.66%	1.49%	5,965,060.4
GCC	5.26%	2.14%	5,873,200.0
Arab Individuals	12.20%	11.84%	673,972.3
Arab Institutions	0.00%	0.00%	–
Arab	12.20%	11.84%	673,972.3
Foreigners Individuals	4.35%	4.93%	(1,092,932.6)
Foreigners Institutions	22.28%	11.76%	19,805,478.8
Foreigners	26.63%	16.69%	18,712,546.2

Source: Qatar Stock Exchange (*as a % of traded value)

Earnings Releases and Earnings Calendar

Earnings Releases

Company	Market	Currency	Revenue (mn) 2Q2021	% Change YoY	Operating Profit (mn) 2Q2021	% Change YoY	Net Profit (mn) 2Q2021	% Change YoY
Etihad Etisalat Co.	Saudi Arabia	SR	3,728.0	4.7%	384.0	15.0%	244.0	31.9%
Yanbu National Petrochemical Co.	Saudi Arabia	SR	1,983.0	94.3%	639.8	1109.5%	596.3	1231.0%
Al Moammar Information Systems Co.	Saudi Arabia	SR	247.8	-22.4%	14.9	-44.6%	10.4	-57.3%
Saudi Vitrified Clay Pipes Co.	Saudi Arabia	SR	22.7	-19.2%	(0.8)	N/A	(1.4)	N/A
Methanol Chemicals Co.	Saudi Arabia	SR	228.3	131.8%	71.3	N/A	60.2	N/A
Dhofar Fisheries & Food Industries Co.	Oman	OMR	5.7	11.6%	–	–	(0.4)	N/A

Source: Company data, DFM, ADX, MSM, TASI, BHB.

Earnings Calendar

Tickers	Company Name	Date of reporting 2Q2021 results	No. of days remaining	Status
QIIK	Qatar International Islamic Bank	26-Jul-21	0	Due
CBQK	The Commercial Bank	27-Jul-21	1	Due
BRES	Barwa Real Estate Company	27-Jul-21	1	Due
GWCS	Gulf Warehousing Company	27-Jul-21	1	Due
DHBK	Doha Bank	27-Jul-21	1	Due
UDCD	United Development Company	28-Jul-21	2	Due
QNCD	Qatar National Cement Company	28-Jul-21	2	Due
ORDS	Ooredoo	28-Jul-21	2	Due
QIMD	Qatar Industrial Manufacturing Company	28-Jul-21	2	Due
QCFS	Qatar Cinema & Film Distribution Company	01-Aug-21	6	Due
QIGD	Qatari Investors Group	01-Aug-21	6	Due
QLMI	QLM Life & Medical Insurance Company	02-Aug-21	7	Due
SIIS	Salam International Investment Limited	04-Aug-21	9	Due
AKHI	Al Khaleej Takaful Insurance Company	04-Aug-21	9	Due
DOHI	Doha Insurance Group	04-Aug-21	9	Due
QAMC	Qatar Aluminum Manufacturing Company	05-Aug-21	10	Due
GISS	Gulf International Services	05-Aug-21	10	Due
MPHC	Mesaieed Petrochemical Holding Company	05-Aug-21	10	Due
IQCD	Industries Qatar	05-Aug-21	10	Due
QATI	Qatar Insurance Company	08-Aug-21	13	Due
IHGS	INMA Holding Group	08-Aug-21	13	Due
DBIS	Dlala Brokerage & Investment Holding Company	09-Aug-21	14	Due
QISI	Qatar Islamic Insurance Group	09-Aug-21	14	Due
IGRD	Investment Holding Group	10-Aug-21	15	Due
MCCS	Mannai Corporation	11-Aug-21	16	Due
BLDN	Baladna	11-Aug-21	16	Due
QOIS	Qatar Oman Investment Company	11-Aug-21	16	Due
MERS	Al Meera Consumer Goods Company	11-Aug-21	16	Due

Source: QSE

News

Qatar

- **MCCS to disclose its semi-annual financial results on August 11** – Mannai Corporation (MCCS) will disclose its financial statement for the period ending June 30, 2021 on August 11, 2021. (QSE)
- **BLDN to disclose its semi-annual financial results on August 11** – Baladna (BLDN) will disclose its financial statement for the period ending June 30, 2021 on August 11, 2021. (QSE)
- **QETF to disclose its semi-annual financial results on August 11** – QE Index ETF (QETF) will disclose its financial statement for the period ending June 30, 2021 on August 11, 2021. (QSE)
- **ABQK to hold its investors relation conference call on July 27** – Ahli Bank (ABQK) will hold the conference call with the Investors to discuss the financial results for the Semi-Annual 2021 on July 27, 2021 at 12:00pm, Doha Time. (QSE)
- **Capital Intelligence affirms Qatar ratings with stable outlook** – Global credit rating agency Capital Intelligence (CI) has affirmed Qatar's long-term foreign currency rating (LT FCR) and long-term local currency rating (LT LCR) at 'AA-'. The sovereign's short-term foreign currency rating (ST FCR) and short-term local currency rating (ST LCR) have been affirmed at 'A1+'. The outlook for the ratings remains "stable". The ratings are supported by the substantial government assets under the management of the sovereign wealth fund, the Qatar Investment Authority (QIA); very large hydrocarbon reserves; a high degree of expenditure flexibility; and low domestic political risk. The

rating agency regards Qatar's external and public finances as strong due to the government's substantial external assets which have been accumulated over the past two decades. During 2000-20, Qatar's average budgetary surplus amounted to 9% of GDP, a large part of which has been invested in external assets. "As a result, the QIA's total assets are estimated to be in the region of \$300bn, or 205% of GDP in 2020," it said. Although an assessment of the QIA's quality of assets is complicated, CI considers the very large overall size of the fund to be an important rating strength. (Gulf-Times.com)

- **PwC: Qatar economic recovery gains pace on favorable energy price, rapid vaccination** – Qatar's economic recovery is gaining pace due to a range of factors, including energy price recovery, which has been ahead of analyst estimates, PwC said in its 'Qatar Economy Watch' report. According to PwC, Qatar's economy experienced some challenges throughout 2020 and the first half of 2021, due to the dual shock of the drop in oil prices and the impact of the pandemic, which led to an overall decline in economic output of -3.7%. Qatar has faced its share of hardships, but has shown resilience, and is emerging from the Covid-19 crisis in a strong position, PwC said. Rapid vaccinations have brought the pandemic under control locally, with leading indicators in 2021 showing signs of a robust recovery. However, the recovery is gaining pace due to a range of factors, including energy price recovery, which has been ahead of analyst estimates. Qatar's LNG sector is positioned for growth with LNG spot prices surpassing \$12 in Asia in late June, the highest since 2014, excluding a brief spike in January when

they increased to record levels. Moreover, the main contracts for implementing the North Field East LNG expansion were awarded in February indicating that investment activity will pick up and provide a timely boost to the economy. Another positive driver for growth is the decision by Qatar's neighbors to restore relations at the Al Ula summit in Saudi Arabia in January 2021. This has significantly de-risked the economy and is reviving bilateral commercial opportunities, including aviation and the 2022 World Cup, according to the report. (Gulf-Times.com)

- **Faulkner: Pearl GTL built 'reputation, credibility as predictable, safe, and reliable' asset** – Pearl GTL has built its reputation and credibility as a predictable, safe, and reliable asset that contributes significant economic value to Qatar and Shell, says Andrew Faulkner, managing director and country chairman of Qatar Shell. "We have just celebrated 10 years of production and are looking forward to the future," Faulkner said in an exclusive interview with Gulf Times. Qatar Shell operates Pearl GTL, the world's largest gas-to-liquids plant in Ras Laffan Industrial City. According to Faulkner, the project "represents the crown jewel of our partnership with Qatar Petroleum (QP)." Pearl GTL produces up to 120,000 barrels of natural gas liquids and ethane per day, and has the capacity to go up to 140,000 barrels of Gas-to-Liquid (GTL) products per day. It is impressive in many ways: the capability and diversity of the people working to make it happen, its sheer size and complexity, and its innovative technology. The technology turns natural gas into high-quality liquid fuels, base oils for lubricants, and other liquid products usually made from oil. (Gulf-Times.com)
- **Govt Contact Centre records more than 3.8mn calls in 2Q** – While highlighting the digital transformation of governance in the country, the Qatar Government Contact Centre (QGCC) of the Ministry of Transport and Communications (MoTC) said it has completed close to 4mn calls during the second quarter of 2021. MoTC tweeted that the number of calls during this period stood at 3,811,645 through the hotline 109. In April 1,293,926 calls were made while May and June recorded 1,222,250 and 1,295,469 calls respectively. (Gulf-Times.com)

International

- **UK financial watchdog warns consumers over CoinBurp crypto launch** – Crypto broker CoinBurp is not fully authorized before Monday's planned launch of its \$BURP token and initial exchange offering, Britain's Financial Conduct Authority (FCA) said, in its latest crack down on crypto trading. But the FCA said CoinBurp could start business under its temporary registration, provided it had the correct controls in place. CoinBurp said last week it had raised \$6mn to build a platform to buy and sell non-fungible tokens (NFTs), digital assets that are attracting interest from some investors and scrutiny from regulators worried about the risks. CoinBurp, which says on its website "\$BURP is coming!", said it would issue a full statement later. The FCA said in its statement: "The firm does not yet hold full FCA registration under the money laundering, terrorist financing and transfer of funds (information on the payer) regulations ... but has submitted an application for the FCA for registration." Although CoinBurp is listed on the FCA's temporary registration register, this does not allow any firm to claim to be registered or authorized by the FCA, the watchdog said. The FCA statement is the latest in the watchdog's warnings to consumers they could lose all their money in crypto assets. In June, the FCA said Binance, one of the world's largest cryptocurrency exchanges, could not conduct any regulated activity and issued a warning to consumers about the platform, which has since come under growing regulatory scrutiny globally. (Reuters)
- **PMI: Japan's July factory activity grows at slowest pace in 5 months** – Japan's factory activity expanded at the slowest pace in five months in July, a private sector survey showed on

Monday, underscoring the world's third-largest economy's struggle to stage a convincing recovery from the coronavirus pandemic. The au Jibun Bank Flash Japan Manufacturing Purchasing Managers' Index (PMI) slipped to a seasonally adjusted 52.2 in July from a final 52.4 in the previous month, in a sign of a softer improvement in operating conditions. Among key economic elements, output and new orders growth eased to six-month lows amid rising COVID-19 infections and delays in getting raw materials, said Usamah Bhatti, economist at IHS Markit, which compiles the survey. The survey also showed the services sector continued to face severe conditions, with activity contracting at the fastest pace in five months and marking the 18th straight month of decline. Bhatti said that meant overall private-sector activity fell at a faster rate in July than in the previous month. The au Jibun Bank Flash Services PMI index dropped to a seasonally adjusted 46.4 from the previous month's final of 48.0. The au Jibun Bank Flash Japan Composite PMI, which is calculated using both manufacturing and services, fell to 47.7 from June's final of 48.9. (Reuters)

- **China tightens grips on local government hidden debt** – China is stepping up restrictions on financing to local government financing vehicles (LGFVs) to mitigate risks from hidden debt, the official Securities Times reported. Several banks and insurers are connecting their systems with a platform of the Ministry of Finance that monitors liability and expenditure of LGFVs, the newspaper said, citing industry sources. Local governments have been under pressure to boost economic growth through infrastructure spending via LGFVs, but the risk of defaults has raised jitters in financial markets as Beijing has signaled it will allow some heavily-indebted LGFVs to fail. In future, banks and insurers will refrain from providing fresh liquidity to those platforms that enjoy implicit guarantees from local governments, and will prevent hidden debts from increasing, the report said. Some projects backed by local governments have already been halted after failing to obtain bank loans due to tighter scrutiny, it said. Local government debt outstanding stood at 25.7tn Yuan (\$3.97tn) at the end of 2020, public data shows, but LGFVs have accumulated massive hidden debt that threatens financial stability, analysts say. Nomura estimated in a note in April that local government hidden debts reached 45tn Yuan at end-2020. China's state planner said in March it would firmly check increases in hidden local government debts, as well as take "proactive and prudent" steps to address existing hidden debts. (Reuters)

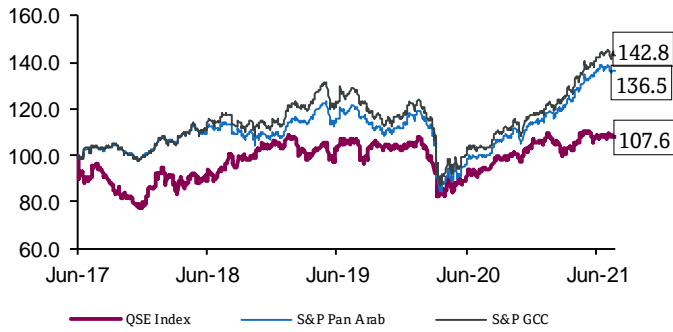
Regional

- **MEA hotel rooms under construction for Q2 down 3.6%** – The number of hotel rooms under construction in the Middle East and Africa (MEA) region for the second quarter stood at 135,740 rooms, down 3.6% over last year, according to June pipeline data from STR, a leading provider of premium data benchmarking, analytics and marketplace insight. The region's hotel construction market also witnessed a 9 per cent drop in the number of rooms in the final planning stage for Q2 which hit 45,313 over last year, while the number of rooms in the planning stage fell 13.8% to 57,953. The region's construction activity was mainly driven by regional heavyweights - Saudi Arabia (39,362) and UAE (37,954). Globally, Europe remained the only region which had registered a year-over-year increase in hotel rooms in construction, stated the report. (Zawya)
- **Investment banking fees in MENA dip to \$591mn in H1 2021** – Investment banking fees in Middle East & North Africa (MENA) totaled \$591mn during the first half of 2021, a decrease of 4 percent compared to the same period last year, according to Refinitiv data. The fees generated was from a total of 193 deals in H1 2021, nearly 3 percent more than the number of deals in the year-ago period. Fees earned from mergers &

acquisitions (M&A) generated 191.4mn, down 30 percent from the same period in 2020. However, compared to Q1 2021, there was a strong recovery of 838 percent in M&A fees. (Zawya)

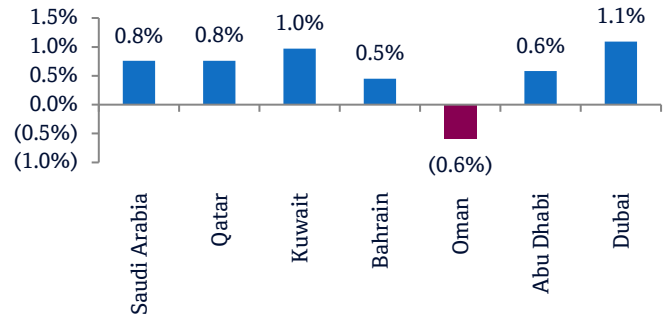
- **Report: Dubai's real estate sector saw 6,388 sales transactions in June 2021** – Dubai's real estate sector recorded 6,388 sales transactions in June 2021, worth AED14.79bn, according to the 16th edition of Mo'asher, Dubai's official sales price index. This was the highest value of sales in eight years, noted officials. The sales transactions in June 2021 were 44.33 percent higher, in terms of volume, and 33.2 percent higher in value compared to May 2021. The base year for Mo'asher is 2012, the base quarter for the quarterly index is Q1 2012 and the base month for the monthly index is January 2012. In June 2021 the overall monthly index recorded 1.07 and an index price of AED1,009,593, the apartments monthly Index recorded 1.088 and an index price of AED904,920, and the villas/townhouses monthly Index recorded 1.013 and an index price of AED 1,822,343. (Zawya)
- **Media office: Abu Dhabi reduces business setup fees by 94% from current rates** – Abu Dhabi will reduce business setup fees to AED1,000, a 94% reduction from current rates, effective from July 27, as part of efforts to enable the private sector, Abu Dhabi media office said on Sunday. Licence renewal fees for existing business owners have also been reduced to AED1,000. Federal charges for business set-up and license renewal still apply, the media office said.
- **Demand, rent for Abu Dhabi's Grade A offices increased in Q2** – The overall requirements for new office space in the UAE's capital city reached 11,260 sq.m. during Q2, up from 9,750 sq.m. during the same period last year. Also, rents for Grade A offices in Abu Dhabi have seen a growth in Q2, a review of key trends and performance of the emirate's office market showed. Headline rents for Grade A offices Abu Dhabi have shown resilience during the second quarter, mirroring the emerging trend in Dubai, with rents in three of the five submarkets – Abu Dhabi Freezones (AED1,970 psm), Capital Centre (AED1,325 psm) and Corniche/Downtown (AED1,600 psm) – experiencing rental growth, Knight Frank said in its Abu Dhabi Office Market Review report. (Zawya)
- **National Bank of Kuwait posts 1H2021 net profit of \$534mn** – The National Bank of Kuwait has announced its financial results for the six-month period ended 30 June 2021. NBK reported a net profit of KD160.8mn, improving by 44.7% YoY. Net profit for the three-months ended June 30, 2021 reached KD76.5mn, a YoY increase of 128.8% from the comparable period in 2020. (Zawya)
- **Bahrain seeks bids for key road infrastructure work** – Bahrain's Ministry of Works, Municipalities Affairs and Urban Planning has invited bids for a tender to carry out the first phase of infrastructure works at blocks 941 and 943 at Buhair within the Southern Governorate. The scope of work includes a 6-km-long rain drainage network from Buhair to Sanad, said the ministry in a statement. The project is mainly aimed at addressing the problem of rainwater in the demarcated area. (Zawya)
- **Bahrain's Bank ABC Gets Approvals to Acquire Blom Bank Egypt** – Bahrain-based Arab Banking Corp., also known as Bank ABC, gets all regulatory approvals to acquire 100% of Blom Bank Egypt. Completion of acquisition will take place after the MTO validity period expires and a number of other pre-closing actions have taken place. (Bloomberg)

Rebased Performance



Source: Bloomberg

Daily Index Performance



Source: Bloomberg

Asset/Currency Performance	Close (\$)	1D%	WTD%	YTD%
Gold/Ounce	1,802.15	(0.3)	(0.5)	(5.1)
Silver/Ounce	25.18	(1.0)	(1.9)	(4.6)
Crude Oil (Brent)/Barrel (FM Future)	74.10	0.4	0.7	43.1
Crude Oil (WTI)/Barrel (FM Future)	72.07	0.2	0.4	48.5
Natural Gas (Henry Hub)/MMBtu	3.98	0.0	7.6	67.2
LPG Propane (Arab Gulf)/Ton	109.63	0.6	(0.7)	45.7
LPG Butane (Arab Gulf)/Ton	125.00	1.0	(0.7)	79.9
Euro	1.18	0.0	(0.3)	(3.6)
Yen	110.55	0.4	0.4	7.1
GBP	1.37	(0.1)	(0.1)	0.6
CHF	1.09	(0.1)	(0.0)	(3.8)
AUD	0.74	(0.2)	(0.5)	(4.3)
USD Index	92.91	0.1	0.2	3.3
RUB	73.76	0.1	(0.4)	(0.9)
BRL	0.19	0.1	(1.6)	(0.1)

Source: Bloomberg

Global Indices Performance	Close	1D%*	WTD%*	YTD%*
MSCI World Index	3,072.38	0.8	1.6	14.2
DJ Industrial	35,061.55	0.7	1.1	14.6
S&P 500	4,411.79	1.0	2.0	17.5
NASDAQ 100	14,836.99	1.0	2.8	15.1
STOXX 600	461.51	1.1	1.1	11.3
DAX	15,669.29	1.0	0.5	9.4
FTSE 100	7,027.58	0.8	0.1	9.6
CAC 40	6,568.82	1.4	1.3	13.9
Nikkei	27,548.00	-	(1.8)	(6.0)
MSCI EM	1,311.30	(1.1)	(2.1)	1.6
SHANGHAI SE Composite	3,550.40	(0.8)	0.3	2.9
HANG SENG	27,321.98	(1.4)	(2.5)	0.1
BSE SENSEX	52,975.80	0.3	(0.1)	8.9
Bovespa	125,052.80	(0.8)	(2.8)	4.7
RTS	1,595.86	(0.2)	(0.5)	15.0

Source: Bloomberg (*\$ adjusted returns)

Contacts

QNB Financial Services Co. W.L.L.

Contact Center: (+974) 4476 6666

info@qnbfs.com.qa

Doha, Qatar

Saugata Sarkar, CFA, CAIA

Head of Research

saugata.sarkar@qnbfs.com.qa

Shahan Keushgerian

Senior Research Analyst

shahan.keushgerian@qnbfs.com.qa

Mehmet Aksoy, PhD

Senior Research Analyst

mehmet.aksoy@qnbfs.com.qa

Disclaimer and Copyright Notice: This publication has been prepared by QNB Financial Services Co. W.L.L. ("QNBFS") a wholly-owned subsidiary of Qatar National Bank (Q.P.S.C.). QNBFS is regulated by the Qatar Financial Markets Authority and the Qatar Exchange. Qatar National Bank (Q.P.S.C.) is regulated by the Qatar Central Bank. This publication expresses the views and opinions of QNBFS at a given time only. It is not an offer, promotion or recommendation to buy or sell securities or other investments, nor is it intended to constitute legal, tax, accounting, or financial advice. QNBFS accepts no liability whatsoever for any direct or indirect losses arising from use of this report. Any investment decision should depend on the individual circumstances of the investor and be based on specifically engaged investment advice. We therefore strongly advise potential investors to seek independent professional advice before making any investment decision. Although the information in this report has been obtained from sources that QNBFS believes to be reliable, we have not independently verified such information and it may not be accurate or complete. QNBFS does not make any representations or warranties as to the accuracy and completeness of the information it may contain, and declines any liability in that respect. For reports dealing with Technical Analysis, expressed opinions and/or recommendations may be different or contrary to the opinions/recommendations of QNBFS Fundamental Research as a result of depending solely on the historical technical data (price and volume). QNBFS reserves the right to amend the views and opinions expressed in this publication at any time. It may also express viewpoints or make investment decisions that differ significantly from, or even contradict, the views and opinions included in this report. This report may not be reproduced in whole or in part without permission from QNBFS.

COPYRIGHT: No part of this document may be reproduced without the explicit written permission of QNBFS