

Market Review and Outlook

The Qatar Stock Exchange (QSE) Index receded by 187.95 points or 1.59% during the week, to close at 11,603.03. Market capitalization declined by 1.46% to QR679.9 billion (bn) as compared to QR679.9bn at the end of the previous week. Of the 47 traded companies, 9 ended the week higher and 38 ended lower. Qatar Insurance Co. (QATI) was the best performing stock for the week, with a gain of 3.3%. On the other hand, Qatar Cinema (QCFS) was the worst performing stock with a decline of 9.1%.

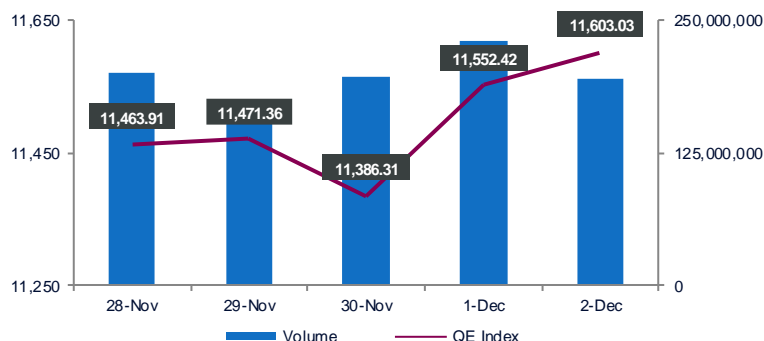
Industries Qatar (IQCD), Qatar Islamic Bank (QIBK) and QNB Group (QNBK) were the primary contributors to the weekly index loss. IQCD and QIBK took off 59.1 and 35.1 points from the index, respectively. Moreover, QNBK shaved off another 33.2 points from the index.

Trading value during the week surged by 131.8% to QR3,416.1mn vs. QR1,474.0mn in the prior trading week. Masraf Al Rayan (MARK) was the top value traded stock during the week with total traded value of QR755.3mn.

Trading volume also surged by 97.1% to 980.1mn shares vs. 497.1mn shares in the prior trading week. The number of transactions jumped by 114.4% to 77,932 versus 36,346 in the prior week. MARK was also the top volume traded stock during the week with total traded volume of 154.6mn shares.

Foreign institutions remained bearish, ending the week with net selling of QR129mn vs. net selling of QR22mn in the prior week. Qatari institutions remained positive with net buying of QR5mn vs. net buying of QR108mn in the week before. Foreign retail investors ended the week with net selling of QR18mn vs. net selling of QR11mn in the prior week. Qatari retail investors turned bullish with net buying of QR142mn vs. net selling of QR75mn the week before. So far YTD (as of Wednesday closing), foreigners were net buyers of \$1,651.4mn.

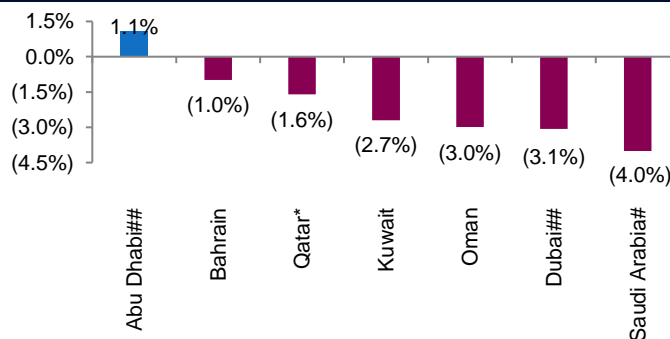
QSE Index and Volume



Market Indicators	Week ended Dec 02, 2021	Week ended Nov 25, 2021	Chg. %
Value Traded (QR mn)	3,416.1	1,474.0	131.8
Exch. Market Cap. (QR mn)	669,297.5	679,912.8	(1.6)
Volume (mn)	980.1	497.1	97.2
Number of Transactions	77,932	36,346	114.4
Companies Traded	47	47	0.0
Market Breadth	9:38	7:40	-

Market Indices	Close	WTD%	MTD%	YTD%
Total Return	22,968.89	(1.6)	1.9	14.5
ALL Share Index	3,682.71	(1.4)	2.0	15.1
Banks and Financial Services	4,964.09	(1.1)	2.7	16.9
Industrials	3,981.36	(2.8)	2.4	28.5
Transportation	3,533.01	(0.6)	(0.2)	7.2
Real Estate	1,805.01	(0.9)	1.8	(6.4)
Insurance	2,602.64	0.8	(0.1)	8.6
Telecoms	1,031.21	(1.9)	0.9	2.0
Consumer Goods & Services	8,149.27	(0.9)	(0.3)	0.1
Al Rayan Islamic Index	4,752.96	(1.5)	1.4	11.3

Weekly Index Performance



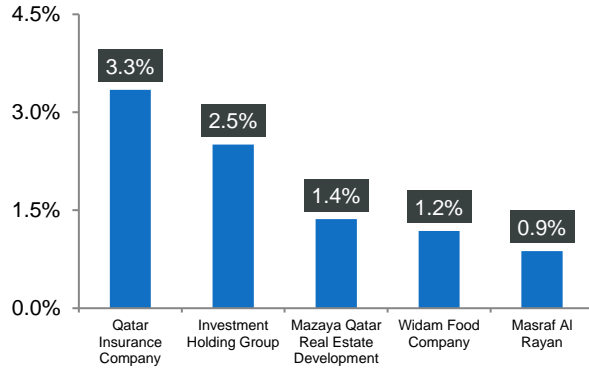
Regional Indices	Close	WTD%	MTD%	YTD%	Weekly Exchange Traded Value (\$ mn)	Exchange Mkt. Cap. (\$ mn)	TTM P/E**	P/B**	Dividend Yield
Qatar*	11,603.03	(1.6)	1.9	11.2	2,206.78	182,450.5	16.2	1.7	2.5
Dubai##	3,072.91	(3.1)	0.0	23.3	644.89	108,110.7	20.2	1.0	2.5
Abu Dhabi##	8,546.52	1.1	0.0	69.4	3,201.49	418,375.3	23.2	2.6	2.7
Saudi Arabia#	10,849.96	(4.0)	0.8	24.9	9,736.99	2,589,492.8	23.9	2.3	2.4
Kuwait	6,936.14	(2.7)	2.2	25.1	1,342.17	133,357.1	20.7	1.6	2.0
Oman	3,994.98	(3.0)	(0.1)	9.2	17.44	18,683.9	11.4	0.8	3.9
Bahrain	1,761.61	(1.0)	1.9	18.2	37.69	28,062.8	9.8	0.9	3.5

Source: Bloomberg, country exchanges and Zawya (** Trailing Twelve Months; * Value traded (\$ mn) do not include special trades, if any; #Data as of December 01, 2021, ##Data as of November 30, 2021)

- **QNBK appoints new Chairman** – QNB Group (QNBK) has appointed HE Ali Ahmed Al-Kuwari as the Chairman with effect from today, November 29, 2021. (QSE)
- **MARK elects HE Sheikh Mohammed Bin Hamad Bin Qassim Al Thani as Chairman of the board of directors** – The board of directors of Masraf Al Rayan (MARK) announced the following decisions:- (1) In accordance with Chapter 4, Article (19) of the amended Articles of Association of Masraf Al Rayan, His Excellency Sheikh Mohammed bin Hamad bin Qassim Al Thani has been appointed a member of the Board representing Qatar Investment Authority in place of His Excellency Mr. Ali bin Ahmed Al Kuwari. (2) The Board of Directors of Masraf Al Rayan elected His Excellency Sheikh/ Mohammed bin Hamad bin Qassim Al Thani as Chairman of the Board of Directors in accordance with Chapter 4, Article (22) of the amended articles of association of Masraf Al Rayan. (QSE)
- **MARK and KCBK merger Index weight update** – The new Index Free Float for Masraf Al Rayan (MARK), used in QE Index and QE All Share Index and QE Banks and Financial Services Index will be (6,647,126,557) shares, effective from December 06, 2021. QSE will publish the Index constituents sheets for these indices after the close of market on December 05, 2021. (QSE)
- **Cabinet nod to 100% non-Qatari ownership of capital of 4 banks** – The Cabinet on Wednesday approved a draft Cabinet resolution approving non-Qatari investor's ownership of the capital of four banks. Under the draft resolution, a non-Qatari investor may own up to 100% of the capital of the following banks: QNB Group (QNBK), Qatar Islamic Bank (QIBK), Masraf Al Rayan (MARK) and The Commercial Bank (CBQK). (Gulf-Times.com)
- **Cabinet nod to establish new authority for real estate sector** – The Cabinet, chaired by Prime Minister and Minister of Interior HE Sheikh Khalid bin Khalifa bin Abdulaziz Al Thani, has decided to take the necessary measures to establish a new authority concerned with regulating and developing the real estate sector. The decision came as the Cabinet listened to a presentation by HE the Minister of Municipality on the results of the work of the committee concerned with the strategy for the development of the real estate sector. Through the presentation, the minister addressed the assessment of the main challenges in the real estate sector and the ways to face these challenges by preparing a strategy that consists of programs and initiatives, including improving the governance of the sector, enhancing the availability of real estate data, and stimulating real estate investment. Also, the minister referred to the committee's recommendations, including the establishment of a new authority for the development of the real estate sector, the development of a digital platform that collects and disseminates real estate data and statistics on the Qatari real estate market, and the formulation of policies in coordination with the Qatar Central Bank to support real estate financing for individuals. (Qatar Tribune)
- **MARK, KCBK complete legal merger** – Masraf Al Rayan (MARK) has completed the legal merger of Al Khaliji Commercial Bank (KCBK), effective Wednesday, creating one of the largest Shariah-compliant lenders in the region with more than QR182bn in total assets. The two banks are considered one legal entity bearing the name Masraf Al Rayan with its head office in Lusail City. Masraf Al Rayan's capital has increased from QR7.5bn to QR9.3bn, and Al Khaliji shareholders receive 0.5 ordinary shares in Masraf Al Rayan as consideration for every ordinary share held. The trading in Masraf Al Rayan shares continues with the increased capital, while Al Khaliji stands delisted from the Qatar Stock Exchange, effective today. With a robust capital position, and strong liquidity, the bank is in a prime position to accelerate Qatar's journey towards Vision 2030 by leveraging its increased scale, compelling product offering and excellent talent base. The merger is a "turning point" in Qatar's banking sector, enabling growth for corporates facilitating landmark deals, fostering small and medium enterprises (SME) development and lending and supporting prosperity for its private clients to manage and grow their wealth and for the retail customers to reach their potential. The group has international operations in France, the UK and the UAE. The integration of products and services is expected to be completed during 2022. The new board and leadership team is in place and will oversee the process. (QSE, Gulf-Times.com)
- **EIU: Qatar's macroeconomic indicators improving, returning to positive economic growth** – Qatar's macroeconomic indicators have improved following the pandemic-induced slump in 2020, returning to positive economic growth, researcher EIU has said in a recent assessment. The country's fiscal account will return to surplus this year owing to recovering global oil and gas prices, easing public debt pressures. Qatar's debt obligations are high, but its ability to fully service them is not in doubt, supported by ample foreign reserves and the assets of the Qatar Investment Authority (QIA, the sovereign wealth fund). EIU's sovereign risk remains BBB-rated, although the underlying score has improved by four points, to 36, reflecting EIU's assessment of improved macroeconomic indicators. According to EIU, the Qatari riyal's peg to the dollar will continue to be backed by healthy foreign reserves and QIA assets. The currency risk rating remains at BB, although the underlying score has improved by two points, to 42. The rating is supported by a recovery in international hydrocarbons prices and an expected shift from deficit to surplus on the current account in 2021. (Gulf-Times.com)
- **Healthcare services law: Expatriates to receive healthcare services at private facilities** – With health insurance becoming mandatory, expatriates will receive healthcare services at private facilities, while Qatari citizens will receive healthcare services at government facilities, a Qatar Chamber official has said. If the service is not available in private facilities, then expatriates may receive the healthcare services at the government facilities, Advisor to the Minister of Health for Insurance Affairs Khalid bin Abdulrahman Al Mughesib said. This came as Qatar Chamber's Insurance Committee recently held a meeting to review the Law No. (22) for 2021 on the regulations of health care services inside the country. (Qatar Tribune)

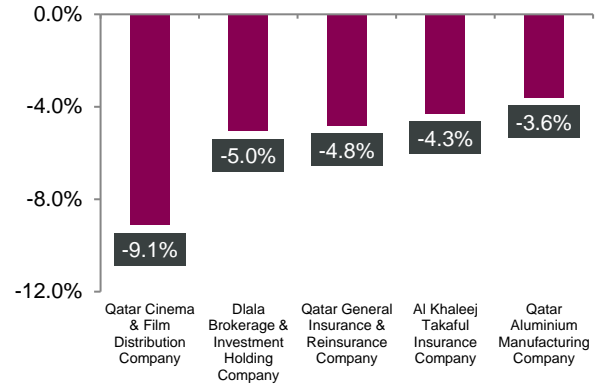
Qatar Stock Exchange

Top Gainers



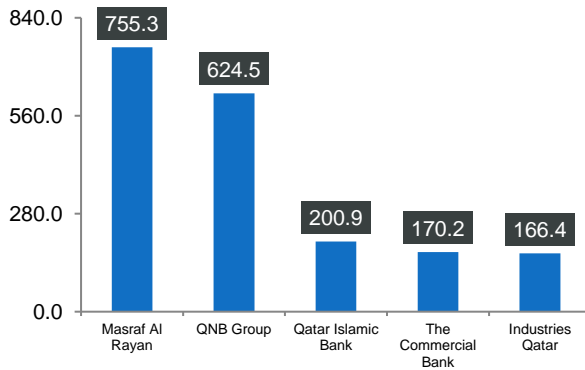
Source: Qatar Stock Exchange (QSE)

Top Decliners



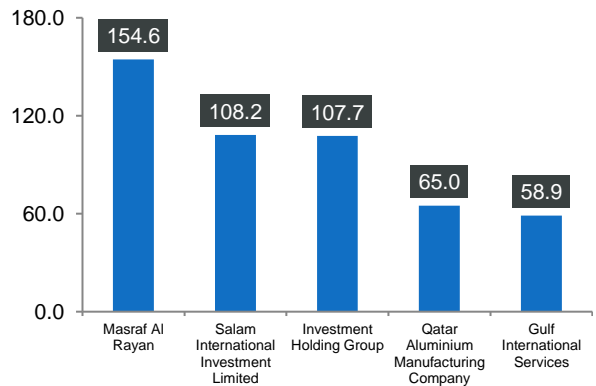
Source: Qatar Stock Exchange (QSE)

Most Active Shares by Value (QR Million)



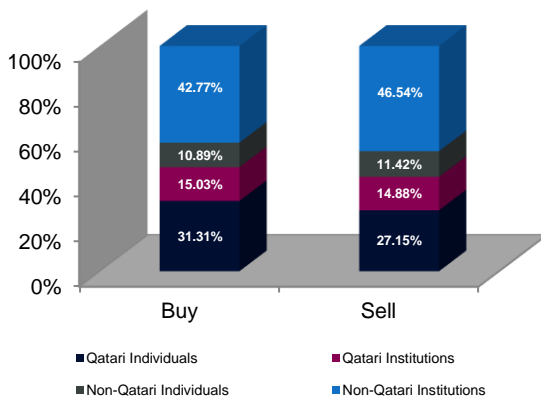
Source: Qatar Stock Exchange (QSE)

Most Active Shares by Volume (Million)



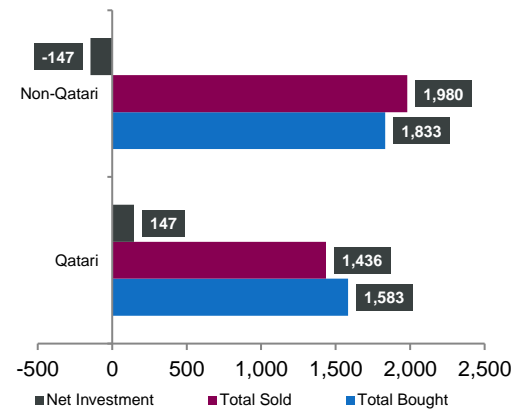
Source: Qatar Stock Exchange (QSE)

Investor Trading Percentage to Total Value Traded



Source: Qatar Stock Exchange (QSE)

Net Traded Value by Nationality (QR Million)



Source: Qatar Stock Exchange (QSE)

TECHNICAL ANALYSIS OF THE QSE INDEX



Source: Bloomberg

The QE Index gapped down and continued with its correction over the week. However, the Index managed to bounce off our expected support level of 11,400 points, and managed to create a bullish reversal candlestick on the weekly chart. That been said, the bullish signal needs to be confirmed with a strong move above the 11,700 level for the uptrend to continue north. The QE index did close at the 11,603.03 points and lost 1.6% from the week before.

DEFINITIONS OF KEY TERMS USED IN TECHNICAL ANALYSIS

RSI (Relative Strength Index) indicator – RSI is a momentum oscillator that measures the speed and change of price movements. The RSI oscillates between 0 to 100. The index is deemed to be overbought once the RSI approaches the 70 level, indicating that a correction is likely. On the other hand, if the RSI approaches 30, it is an indication that the index may be getting oversold and therefore likely to bounce back.

MACD (Moving Average Convergence Divergence) indicator – The indicator consists of the MACD line and a signal line. The divergence or the convergence of the MACD line with the signal line indicates the strength in the momentum during the uptrend or downtrend, as the case may be. When the MACD crosses the signal line from below and trades above it, it gives a positive indication. The reverse is the situation for a bearish trend.

Candlestick chart – A candlestick chart is a price chart that displays the high, low, open, and close for a security. The ‘body’ of the chart is portion between the open and close price, while the high and low intraday movements form the ‘shadow’. The candlestick may represent any time frame. We use a one-day candlestick chart (every candlestick represents one trading day) in our analysis.

Doji candlestick pattern – A Doji candlestick is formed when a security's open and close are practically equal. The pattern indicates indecisiveness, and based on preceding price actions and future confirmation, may indicate a bullish or bearish trend reversal.

Shooting Star/Inverted Hammer candlestick patterns – These candlestick patterns have a small real body (open price and close price are near to each other), and a long upper shadow (large intraday movement on the upside). The Shooting Star is a bearish reversal pattern that forms after a rally. The Inverted Hammer looks exactly like a Shooting Star, but forms after a downtrend. Inverted Hammers represent a potential bullish trend reversal.

Company Name	Price December 02	% Change WTD	% Change YTD	Market Cap. QR Million	TTM P/E	P/B	Div. Yield
Qatar National Bank	20.23	(1.80)	13.46	186,853	15.9	2.3	2.2
Qatar Islamic Bank	17.74	(2.21)	3.68	41,918	13.2	2.1	2.3
Commercial Bank of Qatar	6.60	(0.66)	50.00	26,712	12.9	1.4	1.5
Doha Bank	3.06	0.72	29.15	9,478	15.1	0.9	2.5
Al Ahli Bank	4.00	0.50	16.04	9,719	13.8	1.5	3.8
Qatar International Islamic Bank	9.49	(1.19)	4.84	14,365	16.1	2.2	3.4
Masraf Al Rayan	4.84	0.87	6.89	45,031	16.3	2.4	3.5
Qatar First Bank	1.81	(0.44)	5.29	1,268	10.7	2.3	N/A
National Leasing	1.02	(1.17)	(18.34)	502	20.1	0.7	2.5
Diala Holding	1.41	(5.05)	(21.39)	401	25.9	1.8	N/A
Qatar & Oman Investment	0.90	(1.97)	0.90	282	49.9	1.0	N/A
Islamic Holding Group	4.51	(1.36)	(11.86)	255	45.1	1.8	1.1
Banking and Financial Services				336,784			
Zad Holding	15.85	(0.88)	16.93	4,132	21.4	2.8	4.0
Qatar German Co. for Medical Devices	3.19	(1.54)	42.60	368	120.9	11.1	N/A
Salam International Investment	0.90	(1.64)	38.25	1,029	N/A	0.7	N/A
Baladna	1.50	(1.70)	(16.03)	2,857	N/A	1.3	3.5
Medicare Group	8.33	(1.10)	(5.80)	2,344	26.0	2.3	21.6
Qatar Cinema & Film Distribution	3.48	(9.13)	(12.97)	218	71.0	1.6	2.9
Qatar Fuel	18.08	(0.99)	(3.21)	17,976	17.7	2.1	2.5
Qatar Meat and Livestock	3.85	1.18	(39.10)	693	N/A	2.2	2.6
Mannai Corp.	4.72	0.40	57.30	2,153	5.4	1.0	0.2
Al Meera Consumer Goods	19.34	0.52	(6.62)	3,868	21.4	2.6	4.7
Consumer Goods and Services				35,638			
Qatar Industrial Manufacturing	3.08	(2.47)	(4.18)	1,461	11.9	0.9	3.3
Qatar National Cement	5.10	(0.45)	22.94	3,334	14.1	1.1	3.9
Industries Qatar	14.90	(3.37)	37.07	90,145	13.6	2.4	2.2
Qatari Investors Group	2.37	(1.58)	30.59	2,940	21.4	1.0	2.5
Qatar Electricity and Water	16.59	(1.83)	(7.06)	18,249	13.9	1.6	3.8
Aamal	1.08	(1.73)	25.96	6,785	28.2	0.9	3.7
Gulf International Services	1.87	(1.68)	8.98	3,473	N/A	1.1	N/A
Mesaieed Petrochemical Holding	2.15	(2.62)	5.18	27,049	16.5	1.6	1.9
Investment Holding Group	1.31	2.51	118.53	1,086	54.7	1.3	N/A
Qatar Aluminum Manufacturing	1.87	(3.60)	93.69	10,452	17.3	1.7	1.9
Industrials				164,975			
Qatar Insurance	2.54	3.34	7.32	8,280	15.6	1.0	N/A
QLM Life & Medical Insurance	4.95	(1.00)	N/A	1,733	N/A	2.9	N/A
Doha Insurance	1.94	(0.67)	39.15	969	13.8	0.8	5.2
Qatar General Insurance & Reinsurance	1.98	(4.82)	(25.75)	1,728	13.4	0.3	N/A
Al Khaleej Takaful Insurance	4.01	(4.30)	111.01	1,022	21.0	2.0	1.2
Qatar Islamic Insurance	7.75	(0.39)	12.32	1,163	15.0	2.9	4.2
Insurance				14,894			
United Development	1.53	(0.65)	(7.37)	5,428	17.6	0.5	3.3
Barwa Real Estate	3.17	(0.72)	(6.79)	12,335	10.1	0.6	3.9
Ezdan Real Estate	1.50	(2.48)	(15.71)	39,708	103.2	1.2	N/A
Mazaya Qatar Real Estate Development	1.04	1.36	(17.50)	1,206	39.3	1.0	2.9
Real Estate				58,678			
Ooredoo	6.85	(2.39)	(8.88)	21,948	N/A	1.1	3.6
Vodafone Qatar	1.62	(0.80)	21.06	6,852	26.3	1.5	3.1
Telecoms				28,800			
Qatar Navigation (Milaha)	7.57	(0.36)	6.75	8,672	26.2	0.6	4.0
Gulf Warehousing	4.77	(1.04)	(6.43)	280	12.2	1.4	2.1
Qatar Gas Transport (Nakilat)	3.26	(0.67)	2.52	18,061	14.2	2.2	3.4
Transportation				27,013			
Qatar Exchange				669,298			

Source: Bloomberg

Contacts

QNB Financial Services Co. W.L.L.

Contact Center: (+974) 4476 6666

info@qnbfs.com.qa

Doha, Qatar

Saugata Sarkar, CFA, CAIA

Head of Research

saugata.sarkar@qnbfs.com.qa

Shahan Keushgerian

Senior Research Analyst

shahan.keushgerian@qnbfs.com.qa

Disclaimer and Copyright Notice: This publication has been prepared by QNB Financial Services Co. W.L.L. ("QNBFS") a wholly-owned subsidiary of Qatar National Bank (Q.P.S.C.). QNB FS is regulated by the Qatar Financial Markets Authority and the Qatar Exchange. Qatar National Bank (Q.P.S.C.) is regulated by the Qatar Central Bank. This publication expresses the views and opinions of QNBFS at a given time only. It is not an offer, promotion or recommendation to buy or sell securities or other investments, nor is it intended to constitute legal, tax, accounting, or financial advice. QNBFS accepts no liability whatsoever for any direct or indirect losses arising from use of this report. Any investment decision should depend on the individual circumstances of the investor and be based on specifically engaged investment advice. We therefore strongly advise potential investors to seek independent professional advice before making any investment decision. Although the information in this report has been obtained from sources that QNBFS believes to be reliable, we have not independently verified such information and it may not be accurate or complete. QNBFS does not make any representations or warranties as to the accuracy and completeness of the information it may contain, and declines any liability in that respect. For reports dealing with Technical Analysis, expressed opinions and/or recommendations may be different or contrary to the opinions/recommendations of QNBFS Fundamental Research as a result of depending solely on the historical technical data (price and volume). QNBFS reserves the right to amend the views and opinions expressed in this publication at any time. It may also express viewpoints or make investment decisions that differ significantly from, or even contradict, the views and opinions included in this report. This report may not be reproduced in whole or in part without permission from QNBFS.

COPYRIGHT: No part of this document may be reproduced without the explicit written permission of QNBFS.